

Name _____

ELC 3335 – Signals and Systems

Fall 2016

Test 2 – November 10, 2016

Closed Book/Closed Notes/Formula Sheet Provided

1 hour and 15 minutes

1. The exam is closed-book/closed-notes. Only the formula sheet provided with the exam may be used.
2. A calculator may be used to assist with the test. No laptops or tablets are allowed. No cellular phones may be used in any way during the test. Unauthorized electronic device use will result in disqualification.
3. You must circle or box your answers to get full credit.
4. All work and steps toward a solution must be clearly shown to obtain credit.
5. Partial credit may be given provided that the grader can clearly follow your work to the extent that an understanding of the problem is demonstrated.
6. No collaboration is allowed on this examination. Only Dr. Baylis or the teaching assistant may be consulted for clarification.
7. You may attach extra sheets to the exam if necessary. Each page should contain your name, the problem number, and the page number for that problem.

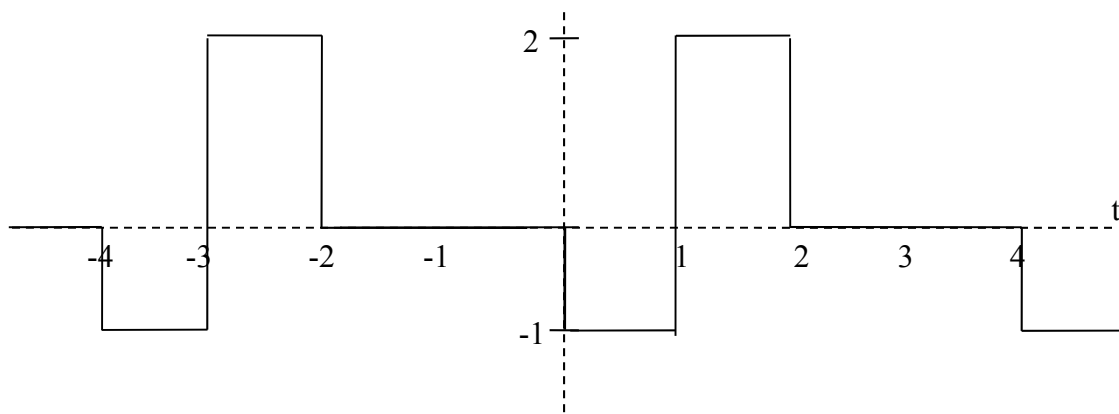
Please sign the statement below. **YOU MUST SIGN THE STATEMENT OR YOU WILL GET A ZERO FOR THIS EXAMINATION!!!**

I hereby testify that I have neither provided or received information from unauthorized sources during the test and that this test is the sole product of my effort.

Signed _____

Date _____

PROBLEM 1 (25 points): Consider the periodic function $f(t)$:



(a) (5 points) Find the value of a_0 in the cosine/sine trigonometric Fourier series.

(b) (10 points) Find the value of a_n (in terms of n for $n \geq 1$).

(continued on next page)

(c) (10 points) Find the value of b_n (in terms of n for $n \geq 1$).

PROBLEM 2 (20 points): The compact trigonometric Fourier series of a certain periodic signal is given by

$$f(t) = 3 + 4 \cos\left(t - \frac{\pi}{4}\right) + 6 \cos\left(2t + \frac{3\pi}{4}\right) + 8 \cos\left(4t - \frac{\pi}{2}\right) + 2 \cos\left(5t + \frac{\pi}{3}\right)$$

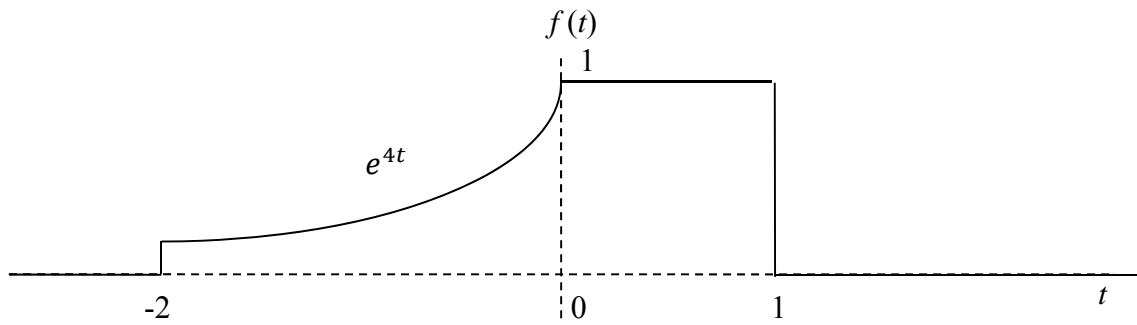
(a) (7 points) Sketch the compact trigonometric Fourier series spectra (that is, provide plots of C_n and θ_n versus ω). Clearly label all radian frequencies, amplitudes, and phases of the spectral components on your plots.

(b) (6 points) From the trigonometric spectral plots, plot the exponential Fourier series magnitude and phase spectra. Clearly label all radian frequencies, amplitudes, and phases of the spectral components on your plots.

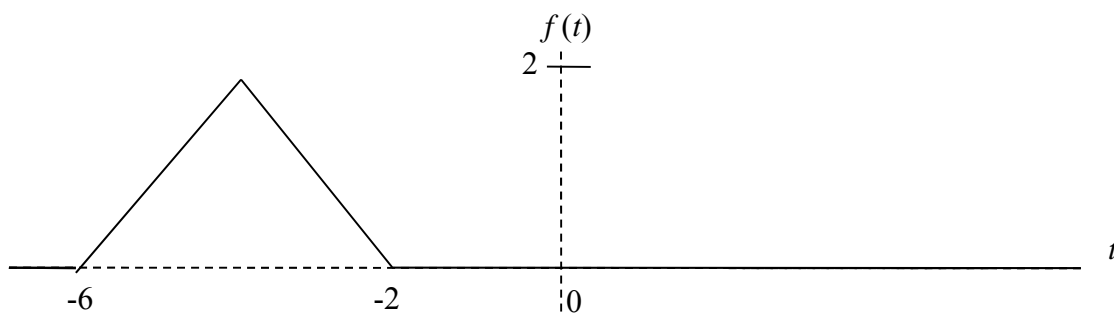
(c) (7 points) By inspection of the plot in part (b), write the exponential trigonometric Fourier series expression for $f(t)$.

PROBLEM 3 (20 points): Using the definition of the Fourier transform, find the Fourier transform of $f(t)$, where $f(t)$ is shown below and defined as follows:

$$f(t) = \begin{cases} e^{4t} & -2 \leq t < 0 \\ 1 & 0 \leq t < 1 \\ 0 & \text{elsewhere} \end{cases}$$



PROBLEM 4 (15 points): Use Table 4.1 and Table 4.2 to find the Fourier transform of the following function $f(t)$. Do not use the definition; use an appropriate pair from Table 4.1 and an appropriate property from Table 4.2.



PROBLEM 5 (20 points): Determine the Nyquist sampling rate and the Nyquist sampling interval for the signal

$$f(t) = 3 \operatorname{sinc}(8\pi t) + 2 \operatorname{sinc}^2(2\pi t)$$